




## iPhone<sup>™</sup> and iPod<sup>®</sup> Touch Quick Start Guide

### INSTALL

1. Install the free application, Wave Medical Tox Pro, onto your iPhone or iPod Touch using the iTunes Store.

### DOWNLOAD

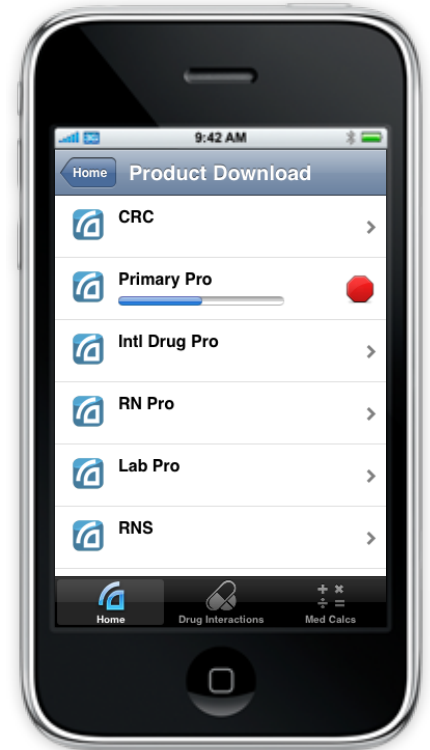
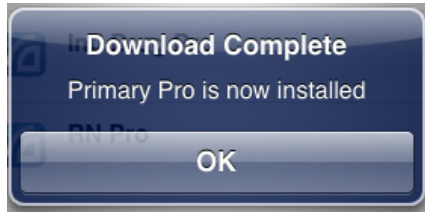
1. Open Wave Medical on your device and select the + from the upper right-hand corner.



2. Enter your email address and password.

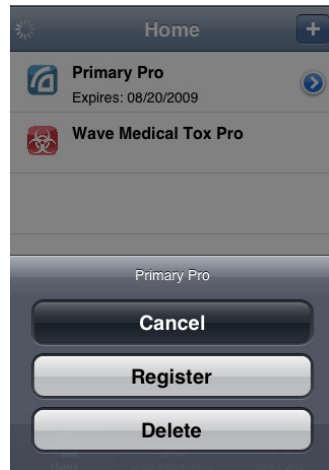


3. Select the product you wish to download.
4. You will be notified when the download is complete.  
Click Home to access your Wave Medical Application.

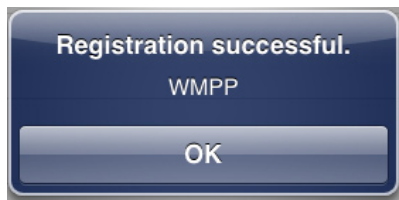


## REGISTER

1. To manually register your Wave Medical Application, select the blue arrow to the right of your application and select Register.



2. You will receive a message when registration is complete.



**Should you need any additional assistance, please contact Wave Medical Technical Support:**

Email: [support@wavemedical.com](mailto:support@wavemedical.com) • Live Chat: <http://www.wavemedical.com/Support.asp>  
Monday thru Thursday: 9:00am – 8:00pm, Friday: 9:00am – 5:00pm,  
Saturday and Sunday: 10:00am – 2:00pm (Central Standard Time)